


FY'2016: 4th Quarter

Job Seekers Served

14,707

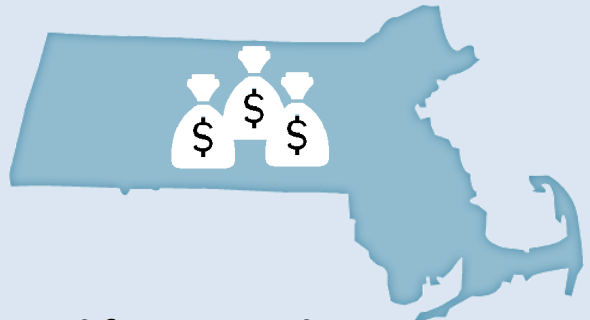


56,786

Job Seeker Visits

*Workforce Central Career Center 7/1/15—7/31/16*

9,018,603



Workforce Development Resources  
Brought to Central MA

*Fiscal Year '16 through the CMWIB*

328




Job Seekers Trained

*Workforce Central Career Center 7/1/15—7/31/16*

6,218



\*Confirmed Customer Placements



880

Businesses Served

*Workforce Central Career Center 7/1/15—7/31/16*

22.74



\*Average Customer Salary

*\*Workforce Central Career Center customers that were placed from 7/1/15—7/31/16*



678

Veterans Served

*Workforce Central Career Center 7/1/15—7/31/16*

## Top 5 Specified Job Placement Industries



Healthcare



Retail Trade



Administration



manufacturing



Professional/  
Scientific/Tech

Workforce Central Career Center 7/1/15—7/31/16.

Top 5 = 54.8% of all job placements

## Training Enrollments: Top 5 Occupational Categories



Office Admin



Management



Unspecified



Business/Financial



Transportation

Workforce Central Career Center 7/1/15—7/31/16.

Top 5 = 79.9% of all training enrollments

## Youth Served 7/1/15—7/31/16



**138**

WIOA



**4,296**

\*Connecting Activities

\*Total youth taking part in Career Awareness and/or Career Exploration, Career Immersion, College Career Fairs and Information Sessions.



**343**

YouthWorks



Total

**4,777**

## Employer Training

7/1/16—7/31/16.

Workforce Training Funds Allocated to Central MA Businesses



**1,986,500**

Central MA Companies Awarded Workforce Training Fund Grants



**15**

Central MA Workers Trained Through the Workforce Training Fund



**1776**